

## When To Fight The Fire...

Fight the fire only if all of the following are true:

- Everyone has left or is leaving the building.
- The fire department is being called.
- The fire is small and confined to the immediate area where it started (wastebasket, cushion, small appliance, etc.).
- You can fight the fire with your back to a safe escape route.
- Your extinguisher is rated for the type of fire you are fighting and is in good working order.
- You are trained to use the extinguisher and know you can operate it effectively.

If you have the slightest doubt about whether you should fight the fire — **DON'T!** Instead, get out and close the door behind you.

### PROTECT YOURSELF AT ALL TIMES!

Stay low. Avoid breathing the heated smoke and fumes or the extinguishing agent.


If the fire starts to spread or threatens your escape route, get out immediately!

## Remember:

If you are called on to use an extinguisher, just think of the word “**P.A.S.S.**”

# PULL

the safety pin at the top of the extinguisher.



# AIM

the nozzle or hose at the base of the flames. Stay between six and eight feet away from the flames.




# SQUEEZE

or press the handle.



# SWEEP

from side to side at the base of the fire until it goes out.




By following these procedures, a fire can be extinguished in the quickest and safest manner possible.

## Extinguishers Must Fit The Fire



### CLASS "A" FIRES:

Fires in ordinary combustible materials, such as wood, cloth, paper, rubber, and many plastics.



### CLASS "B" FIRES:

Fires in flammable liquids, oils, greases, tars, oil base paints, and flammable gases.



### CLASS "C" FIRES:

Fires which involve energized electrical equipment. It is important that the extinguishing agent be nonconductive.

A portable fire extinguisher can put out a small fire or contain it until the fire department arrives.

Portable extinguishers are not designed to fight a large or spreading fire. Even against small fires, they are useful only under the right conditions:

- An extinguisher must be large enough for the fire at hand. It must be fully charged and in working order.
- The operator must know how to use the extinguisher quickly without taking time to read directions during an emergency.
- The operator must be reasonably strong to lift and operate the extinguisher.

## When NOT To Fight The Fire

There are times when you should not fight a fire with a portable extinguisher:

- If the fire is spreading beyond the immediate area where it started or is already a large fire.
- If the fire could block your escape route.
- If you are in doubt about whether the extinguisher is the proper type of fire at hand.

If even one of these conditions is true, leave immediately, close off the area, and leave the fire to the fire department.

**STATE OF OHIO  
DEPARTMENT OF COMMERCE  
DIVISION OF STATE FIRE MARSHAL**  
8895 East Main Street  
Reynoldsburg, Ohio 43068  
1-888-243-0305  
TTY/TDD; 1-888-243-0305  
[www.com.state.oh.us](http://www.com.state.oh.us)




*An Equal Opportunity Employer & Service Provider*



**The Ohio  
Department  
of Commerce**

## A Guide to Portable Fire Extinguishers



**Bob Taft  
Governor**

**Lt. Governor Jennette Bradley  
Director of Commerce**

**Stephen K. Woltz  
State Fire Marshal**